



Ultra HD Forum Guidelines
Violet Book – Real World Ultra HD

Ultra HD Forum

8377 Fremont Blvd., Suite 117

Fremont, CA 94538

UNITED STATES

VERSION 3.2.0

Apr 8, 2024



1. Foreword

This new version v3 of the Ultra HD Forum Guidelines provides a holistic view of modern media systems, their mechanisms and workflows, and how those are impacted by the latest generation of improvements – the “Ultra HD” technologies, those that take media beyond the limits established at the start of this millennia, characterized in large part by the video resolutions and the dynamic range offered for media in “high definition”, i.e., ITU-R Rec. BT.709. The Forum considers Ultra HD to not only be any UHD media (i.e., 4K resolution, or higher), but also HD-resolution media with enhancements such as High Dynamic Range, Wide Color Gamut, etc. Ultra HD is a constellation of technologies that can provide significant improvements in media quality and audience experience.

This work represents over eight years of collaborative effort. These new books would not have been possible without the leadership of Jim DeFilippis, who represents Fraunhofer and chairs our Guidelines Work Group with invaluable support from the co-chair, Pete Sellar of Xperi as well as technical assistance from Ian Nock of Fairmile West Consulting.

Our gratitude to all the companies listed in the Acknowledgments that have participated in this effort over the years and specifically to Nabajeet Barman (Brightcove), Andrew Cotton (BBC), Jean Louis Diascorn (Harmonic), Richard Doherty (Dolby), Felix Nemirovsky (Dolby), Chris Johns (Sky UK), Katy Noland (BBC), Bill Redmann (InterDigital), Chris Seeger (Comcast/NBCUniversal), Adrian Murtaza (Fraunhofer) and Alessandro Travaglini (Fraunhofer).

This document, *Real World Ultra HD* (Violet Book), is one of a series of books, referred to as the Rainbow Books, that compose the Ultra HD Forum Guidelines. If any of these terms sound unfamiliar, follow the link below to the Black Book. If a particular standard is of interest, links such as the one above are available to take you to the White Book, where references are collected.



The Rainbow Books are, in their entirety:

White Book	Guidelines Index and References
Red Book	Introduction to Ultra HD
Orange Book	Foundational Technologies for Ultra HD
Yellow Book	Beyond Foundational Technologies
Green Book	Ultra HD Distribution
Blue Book	Ultra HD Production and Post Production
Indigo Book	Ultra HD Technology Implementations
Violet Book	Real World Ultra HD
Black Book	Terms and Acronyms

Updates in this new version of the Ultra HD Forum Guidelines are described on the following page.

I hope you will enjoy reading today.

If you want to know more about Ultra HD, and join our discussions on how it can be deployed, I invite you to join the Ultra HD Forum. You can start by visiting our website: www.ultrahdforum.org.

Dr. Yasser Syed, President, Ultra HD Forum
April 2024



1.1 Changes from version 3.1 to 3.2

What's new in the Spring 2024 version of the UHDF Guidelines Violet Book, *Real World Ultra HD* (v3.2), edited by Ian Nock.

The *Real World Ultra HD* is the seventh of the series of Rainbow Books on the Guidelines for Ultra HD. The scope and purpose of this book is to inform the reader regarding the variety of UHD devices and best practices for distribution of UHD content to them. Specific information on devices that support Ultra HD Foundational technologies as well as device considerations for advanced Ultra HD technologies such as Dolby Vision, HDR 10+, AC-4, MPEG-H, DTS UHD. Real world examples and case studies of UHD distribution are described.

While most of the information in this edition is material from the previous version of the Guidelines (v3.0), the information has been updated, specifically in Section 13.4, Sky UK/BBC Royal Wedding and Major Tennis Tournament. Each section includes references to more detailed information contained in the companion Rainbow Books.

We hope this new format will be helpful in understanding UHD technologies as well as planning for new or expanded Ultra HD services.

Jim DeFilippis and Pete Sellar,

Guidelines Working Group Co-Chairs, Ultra HD Forum, Spring 2024



2. Acknowledgements

We would like to provide the acknowledgement to all the member companies, past and present, of the Ultra HD Forum who have contributed in some small or large part to the body of knowledge that has been contributed to the Guidelines Color Books, including the specific subject of this book.

ARRIS	ATEME	ATT DIRECTV
British Broadcasting Corporation	BBright	Beamr
Brightcove Inc.	Broadcom	B<>COM
Comcast / NBC Universal LLC	Comunicare Digitale	Content Armor
CTOIC	Dolby	DTG
Endeavor Streaming	Eurofins Digital Testing	Fairmile West
Fraunhofer IIS	Harmonic	Huawei Technologies
InterDigital	LG Electronics	Mediakind
MovieLabs	NAB	Nagra, Kudelski Group
NGCodec	Sky UK	Sony Corporation
Xperi	Technicolor SA	Verimatrix Inc.
V-Silicon		



3. Notice

The Ultra HD Forum Guidelines are intended to serve the public interest by providing recommendations and procedures that promote uniformity of product, interchangeability and ultimately the long-term reliability of audio/video service transmission. This document shall not in any way preclude any member or nonmember of the Ultra HD Forum from manufacturing or selling products not conforming to such documents, nor shall the existence of such guidelines preclude their voluntary use by those other than Ultra HD Forum members, whether used domestically or internationally.

The Ultra HD Forum assumes no obligations or liability whatsoever to any party who may adopt the guidelines. Such an adopting party assumes all risks associated with adoption of these guidelines and accepts full responsibility for any damage and/or claims arising from the adoption of such guidelines.

Attention is called to the possibility that implementation of the recommendations and procedures described in these guidelines may require the use of subject matter covered by patent rights. By publication of these guidelines, no position is taken with respect to the existence or validity of any patent rights in connection therewith. Ultra HD Forum shall not be responsible for identifying patents for which a license may be required or for conducting inquiries into the legal validity or scope of those patents that are brought to its attention.

Patent holders who believe that they hold patents which are essential to the implementation of the recommendations and procedures described in these guidelines have been requested to provide information about those patents and any related licensing terms and conditions.

All Rights Reserved

© Ultra HD Forum 2024



4. Contents

1. Foreword	2
1.1 Changes from version 3.1 to 3.2	4
2. Acknowledgements	5
3. Notice	6
4. Contents	7
5. List of Figures	10
6. List of Tables	11
7. Introduction	12
8. Consideration of Edge Devices	13
8.1. Edge Devices	13
8.1.1. Monitor	13
8.1.2. Television	14
8.1.3. Operator Set Top Boxes (STBs)	14
8.1.4. Retail Set Top Boxes (STBs)	14
8.1.5. Stick / Dongle	15
8.1.6. Smart Televisions	15
8.1.7. Smart Monitors	15
8.1.8. Smart Displays	16
8.1.9. Smartphones	16
8.1.10. Tablets	17
8.1.11. Personal Computers	17
8.1.12. AV Receivers	17
8.1.13. Gateway	18
8.2. Video Handling on Edge Devices	18
8.2.1. Practical Impact	18
8.2.2. Future Work and Guidelines	19
8.3. Audio Handling on Edge Devices	19
8.3.1. Future Work and Guidelines	19
9. Foundation Technology Decoders	20
9.1. Foundation Decoder Capabilities	20
9.2. Foundation Service Formats	21
9.3. Additional Technology Decoders	22



9.3.1. Dolby Vision	22
9.3.2. Advanced HDR	23
9.3.3. HDR10+	23
9.3.4. NGA	23
9.3.5. HFR	24
10. Decoding and Rendering	25
10.1. Decoding	25
10.2. Rendering	26
10.3. Overlays Inserted at the Consumer Device	26
10.4. Considerations for Ultra HD Technologies beyond Foundation Ultra HD	27
10.4.1. Simulcast	27
10.4.2. Backward compatibility	28
10.4.3. Optional Capabilities	28
10.4.4. Layering	28
10.4.5. Service Provider Down-conversion	29
10.4.6. Device Down-conversion / Up-conversion	29
11. Format Interoperability	30
11.1. Legacy Display Devices	31
11.2. Down-Conversion at the Service Provider	32
11.3. Down-conversion at the STB	34
11.4. Spatial Resolution Up-conversion of Legacy Services	35
11.5. Interoperability of Atmos Immersive Audio	37
11.6. Considerations for Ultra HD Technologies beyond Foundation Ultra HD	37
12. Real World Device Capabilities	37
12.1. Examples of TV Set Capabilities	38
12.2. Examples of Retail STB Capabilities	39
13. Real World Foundation Ultra HD Deployments	42
13.1. CBS and DirecTV Major Golf Tournament	42
13.2. Amazon Major Parade	44
13.3. NBCUniversal Olympics and 2018 World Cup	45
13.4. Sky UK/BBC Royal Wedding and Major Tennis Tournament	47
13.5. BBC 2019 Football Association Challenge Cup	49
14. References	52





5. List of Figures

- [Figure 1. Down-conversion at the Headend](#)
- [Figure 2. Down-conversion at the STB](#)
- [Figure 3. Spatial Resolution Up-conversion of Legacy Services](#)
- [Figure 4. CBS and DirecTV Major Golf Tournament](#)
- [Figure 5. Amazon Major Parade Workflow](#)
- [Figure 6. NBCU Olympics and 2018 World Cup UHD Workflow](#)
- [Figure 7. Sky UK/BBC Royal Wedding and Major Tennis Tournament Workflow](#)
- [Figure 8. BBC 2019 Football Association Challenge Cup Workflow](#)



6. List of Tables

List Of Tables

- [Table 1. Foundation Decoder Capabilities](#)
- [Table 2. Foundation Service Formats](#)
- [Table 3. TV Set Capabilities](#)
- [Table 4. Example Retail STB Capabilities](#)
- [Table 5. Example Retail STB HDR Support](#)



7. Introduction

This book serves to cover the real world experience and guidelines for the consumption of Ultra HD content on edge devices of all types, including TVs, Operator STBs, and Retail devices.



8. Consideration of Edge Devices

The distribution of Ultra HD video services ultimately is terminated on an edge device in the home. These edge devices are there to receive the video in its distribution format and transform it to the display that the viewer watches. These take many forms.

8.1. Edge Devices

Edge Devices, or Device, is a term that describes the range of consumption devices that video and audio services are consumed with. Historically we would have called them the Television or the Set-Top-Box, but the range of different devices upon which you can consume content on or with has exploded in the last 20 years. We include Televisions in this definition as well because of the growth of Smart capabilities on TVs that enabled more than just the acquisition and display of the video and audio. The range of devices that we include are:

- Monitors
- Televisions
- Operator Set Top Boxes (STBs)
- Retail Set Top Boxes (STBs)
- Smart Televisions
- Smart Monitors
- Stick / Dongle
- Smart Displays
- Smart phones
- Tablets
- Personal Computers
- AV Receivers
- Gateway

These devices can include the display or depend on an external Monitor or Television for consumption of video and audio, but at their most basic provide some form of interaction or transformative capability for the delivery of video and audio services.

8.1.1. Monitor

A display that normatively only includes CPU and processing hardware/software for the rendering of uncompressed baseband video and audio, as well as a basic configuration user



interface. The display MAY include basic video and audio processing to alter the rendering approach based upon the video and audio signal in and consumer choice.

8.1.2. Television

A display that normatively includes CPU and processing hardware/software for the rendering of uncompressed baseband video and audio, hardware/software for receiving/tuning for broadband video and audio, including whole sets of audio and video services for which the device provides basic capabilities for the display of electronic program guide information from the received service information, as well as a basic configuration user interface. The display MAY include basic video and audio processing to alter the rendering approach based upon the video and audio signals in and consumer choice. Smart TVs have generally replaced most standalone Television products.

8.1.3. Operator Set Top Boxes (STBs)

A decoder/receiver device that interfaces to an operator's services provided either by a traditional RF path, a private network or public network connectivity or any combination. It includes CPU and processing hardware for enabling a high quality user interface, the hardware/software for receiving/tuning for broadband video and audio, the transformation to baseband video and audio, the capability for rendering that video and audio, and MAY include sophisticated video and audio processing to transform the video and audio into different formats based upon user confirmation and connected display capabilities. The device normally is provided by the Operator of a service as part of the service, and may or may not work without a valid subscription to the service. The device can include significant customisation to suit the architecture and product requirements of the Operator, which may include making it unable to work with 3rd party services or have some form of limitation on what can be done without a valid subscription. The Operator may reserve ownership of the device.

8.1.4. Retail Set Top Boxes (STBs)

A decoder/receiver device that interfaces to available 3rd party services provided either by a traditional RF path, a private network or public network connectivity or any combination. It includes CPU and processing hardware for enabling a high quality user interface, the hardware/software for receiving/tuning for broadband video and audio, the transformation to baseband video and audio, the capability for rendering that video and audio, and MAY include sophisticated video and audio processing to transform the video and audio into different formats based upon user confirmation and connected display capabilities. The device is acquired by the



user via retail stores or services and can be tied to one particular main service provider, provide customized access to additional service providers as well as provide more open 3rd party operation with services that can be acquired through retail paths and generally an 'App Store' model. The device will work generally without a subscription to a specific service. The device is generally owned completely by the user.

8.1.5. Stick / Dongle

A decoder/receiver device that interfaces to available 3rd party services provided either by a traditional RF path, a private network or public network connectivity or any combination in a package however that allows the device to be inserted directly into the HDMI port of a display, drawing power possibly from the display or by the addition of a small external power supply. To all intents and purposes identical to the Set Top Boxes. Normally however, these Sticks tend to have slightly more limited capabilities than equivalent Set Top Boxes, offering the convenience of less wiring compared to the full capability STBs. The issue of capabilities though is changing as silicon that fits into these small packages becomes more powerful.

8.1.6. Smart Televisions

A display that combines the capabilities of a Television, combined with CPU and processing hardware/software in the style of a Retail STB. In other words, the device acts as an all in one device, with access to 3rd party services in the same way. A new development in the market today is that some operators are providing 'Operator Televisions', which offer a combination of Operator and Retail STB capability as part of the Television but with an Operator specific User Interface. There has been the capability for Operator specific User Interfaces in the past through the HBBtv Operator App approach, but the latest approach is to have the actual operator provide the TV device and User Interface in one, along with a 3rd Party App Store. Smart Televisions are now the most popular display device above standard Televisions.

8.1.7. Smart Monitors

A display that combines the capabilities of a monitor, combined with CPU and processing hardware/software in the style of a Retail STB. In other words, the device acts as an all in one device, with access to 3rd party services in the same way. It differs from the Smart Television primarily in that the Monitor does not generally include any RF Tuning capabilities and is optimized for being a display of a Personal Computer.



8.1.8. Smart Displays

A new type of device that offers some form of voice or touch interaction with similar functionality as a Smart Monitor but focused on providing access to information services including home control, with the addition of the ability to support 3rd party video services as well as more advanced functionality. Generally these devices offer limited video and audio processing. Examples are the Echo Show, Google Hub and Facebook Portal devices.

8.1.9. Smartphones

A portable mobile phone and communication device that offers small screen access to public network available video and audio services. Smartphones vary greatly in performance and capability depending upon generation of the device and are generally tiered in terms of high end, mid-range and low end. Smartphones offer a wide variety of video format/codec support depending upon the capabilities of the device, which is a key issue in developing and deploying Ultra HD services alongside standard video services.

High End devices in the current generation almost universally support HEVC decode capability, alongside standard support for AVC. A large number of high end devices additionally support HDR albeit not at 4K resolution, with many of these devices supporting 1080p or 1440p display with HDR. HDR support for playback is dependent upon the 3rd party video application taking advantage of the device capabilities. In fact many 3rd party video applications use a whitelisting and certification approach to enabling any one specific device for HDR delivery, to ensure that each service's requirements are met. HDR support is a key challenge after the codec support. High End devices also may include support for NGA alongside the support for HDR.

Mid-Range devices in the current generation also generally support HEVC decode capability, alongside standard support for AVC. However the degree of HEVC support may be limited in some way that would require tailoring of any encoded video being delivered to them. Some mid-end devices also support HDR and the number of devices doing so is increasing. Mid-End devices may also include NGA support even if they do not support HDR.

Low End devices in the current generation may support HEVC decode capability alongside standard support for AVC. However that support may be very limited, requiring strict validation of whether to deliver HEVC based video them or AVC based video. It is relatively unlikely for Low End devices to support HDR or NGA based services even if they support HEVC.



8.1.10. Tablets

Tablets offer similar levels of functionality to Smartphones with the same grading of support depending upon whether the device is classed as High End, Mid-Range or Low End.

8.1.11. Personal Computers

As general computing devices, personal computers offer a software platform upon which applications may be deployed that provide access to video services. Generally however these services make use of web based applications that execute within the browser that a viewer is using, and thus the level of capability is very much tied to the web based application support, the particular web browser capabilities, the CPU hardware chipset support, the GPU hardware chipset support (as it may be separate to CPU), how that is integrated with the web browser, and the variety of configurations of display connected to the Personal Computer that the user may have. HEVC support has been available in Intel and AMD chipsets since 2015. As applications run as web apps in browsers, the level of support and integration between the application, video player, DRM and the web browser is key to supporting the relevant codecs and format support. For a long time, support for HEVC was not included in the most popular browsers that are based on Chromium such as Chrome, which meant that delivery of Ultra HD based services was not generally done using that codec.

Support for 4K and HDR based services in Chrome depended on VP9 encoding until very recently. This is the approach taken by large scale consumer services such as YouTube.

Recent developments (late 2022) have led to the integration of HEVC in Chrome version 105 onwards, with hardware support from 107 onwards. This goes some way to enabling the required technologies for Ultra HD services, but the HEVC support is not available with DRM, which is another key requirement for Ultra HD Services, so there are effectively no live services enabled at this time.

Supporting Ultra HD based services within the browser is very much a work in progress at the current time.

8.1.12. AV Receivers

A device that is deployed in conjunction with devices and displays to offer audio transcode/decode and AV switching capabilities. The key aspect as it pertains to Ultra HD services, is that the AV Receiver needs to allow or not block the HDMI capabilities that support



Ultra HD technologies, which means support of the relevant HDMI2.0b or HDMI2.1 specification capabilities along with the use of the correct cabling. AV Receivers are a major source of HDMI interoperability issues due to the need for them to be inserted in the video and audio baseband signaling path.

8.1.13. Gateway

A device that offers a variety of technical features starting at its most basic level as an interface between the home consumer network and the public/private networks that deliver IP and other services to the home. However some Gateways offer additional technical capabilities, with some early devices implemented that act as an RF termination/tuner for RF based video delivery, providing a proxy conversion to IP based video delivery within the home to proprietary operator STBs or to TVs. This was not a popular approach and soon fell by the wayside. Gateways however have now evolved further through the popularity of the deployment of Multicast ABR solutions. Multicast ABR is a technical capability that is designed to allow the multicast distribution of live streams to the edge device gateway, with the implementation of a CDN style/Proxy conversion of individual multicast streams to a standard ABR protocol presentation. Any application running on local devices would then use the Gateway as an ABR based Origin for playing back the resultant unicast stream to retail devices within the home.

8.2. Video Handling on Edge Devices

For the Devices that include a decode capability and output baseband video to a display device, there are some aspects of HDR handling that need to be taken into account. In the [Green Book Table 11 \[G01\]](#) there is a high level view of the combinations of SDR / HDR content and the transformations that a device can apply to the content depending upon the display capabilities. There is an extension of this that has become commonplace in Edge Devices and that is managing the consumer experience of the content and not just adapting the HDR format for the display, by outputting the maximum quality image no matter what the incoming content format is.

8.2.1. Practical Impact

What does this mean in practice? It means for the Edge Device to follow a policy implementation set by the device manufacturer that negotiates the highest resolution, dynamic range, color gamut, and frame rate for the Edge Device that the Display can support, and then auto convert the incoming content to that resolution, dynamic range, color gamut and frame rate



all the time. This is targeted at reducing the chances of interoperability issues between the Edge Device and the display, and providing a consistent experience.

The challenge with this is several - the conversion quality can vary considerably, and the resulting transformation of the content format may introduce artifacts of the conversion, change the creative intent significantly, or even make poor decisions and down convert the content needlessly. It also introduces the challenge that the display may indicate 4K HDR mode is in operation to the viewer and mislead the consumer as to the actual quality of the video that is being delivered and experienced. What we have determined is that the majority of retail devices and some operator devices come with this 'AutoHDR' capability enabled by default. We have also determined that not all devices that have this capability have the option to revert to a 'follow content format' option with regard to resolution, dynamic range, color gamut, or frame rate. The viewer experience can vary quite widely from what was the intended experience due to this

8.2.2. Future Work and Guidelines

The Interoperability Working Group has ongoing work underway as to the impact of this on the video quality and experience of the viewer which will result in updates to this book in future editions.

8.3. Audio Handling on Edge Devices

There are long standing behaviors on Edge Devices with regard to Audio including pass through options from the device is not able to support a format, through to supporting the audio format. Included in that range of options is terminating and rendering the format into a supported format for the display. When this is done, there is a concern that the viewer is not experiencing the quality of the audio experience that they believe they should be receiving - seemingly supporting the higher grade format, but down converting this to a lower format due to the display not being able to support the format.

8.3.1. Future Work and Guidelines

This is an area that the Interoperability Working Group is investigating, for which the result will be documented in future editions.



9. Foundation Technology Decoders

The technical capabilities covered by decoders and services in terms of Foundation Ultra HD capability, split into Foundation Decoder Capabilities and Foundations Service Formats.

9.1. Foundation Decoder Capabilities

[Table 1](#) and [Table 2](#) categorizes decoders and services in terms of Foundation Ultra HD capability. Foundation decoder and service formats provide the base encoding formats for a number of enhancement features which may be implemented without causing service incompatibility with Foundation supporting devices. This will normally be described in the sections covering the enhancement features.

Table 1. Foundation Decoder Capabilities

Type No. ¹	Color Container	Resolution ⁵	Frame Rate ⁶	Bit Depth	HDR	SDR BT. 2020 ³	HDMI	HDCP	UHDF Foundation
1	BT.709	1080	P25/30	8	No	No	1.4	1.x	No
2	BT.709	1080	P50/60	8	No	No	1.4	1.x	No
3	BT.709	2160	P25/30	8	No	No	1.4	1.x	No
4	BT.709	2160	P50/60	8	No	No	2.0	2.2+	No
5	BT.2020	1080	P50/60	10	No	Yes	2.0	2.2+	No
6	BT.2020	2160	P50/60	10	No	Yes	2.0	2.2+	Yes
7	BT.2020	1080	P50/60	10	PQ10	Yes	2.0a	2.2+	Yes
8	BT.2020 ⁴	1080	P50/60	10, 8	PQ10	No	2.0a	2.2+	Yes
9	BT.2020	2160	P50/60	10	PQ10	Yes	2.0a	2.2+	Yes
10	BT.2020 ⁴	2160	P50/60	10, 8	PQ10	No	2.0a	2.2+	Yes
11	BT.2020	1080	P50/60	10	HLG10/PQ10	Yes	2.0b/2.1 ⁷	2.2+	Yes
12	BT.2020	2160	P50/60	10	HLG10/PQ10	Yes	2.0b/2.1 ⁷	2.2+	Yes
13	BT.2020 ⁴	1080	P50/60	10, 8	HLG10/PQ10	No	2.0b/2.1 ⁷	2.2+	Yes
14	BT.2020 ⁴	2160	P50/60	10, 8	HLG10/PQ10	No	2.0b/2.1 ⁷	2.2+	Yes

Table 1 Notes:

1. The Ultra HD Forum finds that decoder types 1, 6, and 12 (in **bold text**) comprise the vast majority of decoders, with type 12 being now the most common.
2. Decoders capable of HDR are assumed to also be capable of SDR.
3. Decoders capable of [BT.2020 \[3\]](#) are assumed to also be capable of [BT.709 \[2\]](#) at 10- and 8-bit depths.



4. *The Ultra HD Forum InterOp Work Group has found that some decoders capable of HDR/BT.2020 are capable of SDR/BT.709, but not also capable of SDR/BT.2020.
5. Decoders capable of 2160p resolution include support for 1080p resolution through up-conversion.
6. Frame rates indicated are maximum supported for the decoder and include the support for lower frame rates, i.e., 24, 25, and 30, including fractional frame rates for 24, 30 and 60.
7. Starting in 2020, decoders and displays have been introduced which make use of HDMI 2.1 and offer support beyond Foundation Decoder Capabilities including (but not limited to) higher than 2160 resolutions as well as high frame rates (HFR) at 2160 and higher resolutions. What is important to understand however is that many decoders do not support all the capabilities of the [HDMI 2.1 \[15\]](#) standard. This can be due to limitations of first-generation HDMI 2.1 silicon and/or design decisions not to support capabilities that require support of the higher bandwidth capabilities of HDMI 2.1. A reference to HDMI 2.1 support in a decoder always needs to be qualified as to what aspects of HDMI 2.1 is electrically supported.

9.2. Foundation Service Formats

Table 2. Foundation Service Formats

Service Format Description	Attributes					Table 1 Decoders	UHDF Foundation
	Color Container	Resolution	Frame Rate	Bit Depth	HDR		
HD SDR	BT.709	1080	P30	8	No	All	No
HDp60 SDR	BT.709	1080	P50/60	8	No	2 and above	No
UHD SDR	BT.709	2160	P30	8	No	3, 4, 6, 9, 10, 12 and 14	No
UHD SDR	BT.709	2160	P50/60	8	No	4, 6, 9, 10, 12 and 14	No
HDp60 SDR2020	BT.2020	1080	P50/60	10	No	5, 6, 7, 9, 11, and 12	No
UHD SDR2020	BT.2020	2160	P50/60	10	No	6, 9, and 12	Yes
HDp60 PQ10	BT.2020	1080	P50/60	10	Yes	7 and above	Yes
HDp60 HLG10	BT.2020	1080	P50/60	10	Yes	11 and above	Yes
HDp60 HLG10*	BT.2020	1080	P50/60	10	Yes	11 and above (HDR), 5 through 10 (SDR)	Yes
UHD PQ10	BT.2020	2160	P50/60	10	Yes	9, 10, 12, and 14	Yes
UHD HLG10	BT.2020	2160	P50/60	10	Yes	12 and 14 (HDR)	Yes



Service Format Description	Attributes					Table 1 Decoders	UHDF Foundation
	Color Container	Resolution	Frame Rate	Bit Depth	HDR		
UHD HLG10*	BT.2020	2160	P50/60	10	Yes	12 and 14 (HDR), 6, 9, and 10 (SDR)	Yes

Table 3 Notes:

*Indicates the Service Format signals HLG10 using the SDR/BT.2020 backward compatible method.

9.3. Additional Technology Decoders

Support beyond Foundation in Decoders is not universal, with many more permutations and combinations due to commercial and technology decisions being taken by the ODM/OEM, the operator, or the distributor of the device. It is also important to note that the usage of a format is also dependent on the application that is managing the consumption of content, so the support may be available in the device but not in use due to application decisions. What is important to note is that there are devices in the market that support Foundation decode capabilities and any combination of the additional technology capabilities, all dependent on the choices made by the ODM/OEM, operator, distributor and application designer. Beyond HDR formats, those additional technologies that impact decoders includes NGA and HFR

Due to adoption by Google in their later variant Android TV based devices, it is relatively common to find devices supporting both Dolby Vision and HDR10+.

9.3.1. Dolby Vision

In the wild, Dolby Vision capabilities are dependent on the profile support integrated into the device. More detailed information is available in [Section 7.1.1 of the Yellow Book \[Y01\]](#).

Dolby Vision support indicates compliance with Dolby Vision Profile 5. This profile offers no backwards compatibility and requires the content, decoder and display all to support the same profile and content.

Dolby also has other profiles that may be available on a device to support Dolby Vision.

This includes Dolby Vision over Broadcast as described for DVB which is based on Dolby Vision Profile 8.1. This profile is a PQ10 base format with the addition of [SMPTE ST.2094-10 \[86\]](#) metadata, amongst other things, and offers backward compatible support for devices that may



receive the format. Foundation based HDR10 capable devices are able to correctly decode and display content produced for this profile as HDR10 content.

Mobile devices, specifically Apple iPhone and iPad, also make use of Dolby Vision supporting Dolby Vision Profile 8.4, through content that is captured off the built in cameras. This is a HLG10 base format with the addition of SMPTE ST.2094-10 metadata. The use of this profile means that supporting devices correctly decode the content in full Dolby Vision, but it also offers two step down capabilities: supporting HLG10 HDR decode on devices that support HLG10, and SDR decode on those devices that do not support HDR.

Dolby Vision has a broad adoption by content providers, devices and displays.

9.3.2. Advanced HDR

Advanced HDR makes use of three main variants, two of which are detailed in the [Section 7.1.3 in the Yellow Book \[Y02\]](#). The additional variant is SL-HDR3 which makes use of an HLG10 base layer.

Advanced HDR has been adopted as part of some displays used in several markets, but more precisely it can be found in ATSC 3.0 (where it is an option) and Brazil TV3.0 (as detailed in the [Indigo Book Section 2..2.4 \[I01\]](#)) based devices.

9.3.3. HDR10+

HDR10+ is a format consisting of a PQ10/HDR10 base layer combined with SMPTE ST.2094-40 metadata which serves to enhance the rendering of HDR10+ based content on HDR10+ supporting devices and displays. It was originated by Samsung and has some adoption on other devices (notably Android TV based) and some content providers. More details may be found at the Adopter Website (<https://hdr10plus.org/>).

9.3.4. NGA

NGA based support is quite widely deployed on devices at this point albeit with some transition approaches being in use. Dolby Atmos based NGA is found both in its [E-AC-3 w/JOC \[35\]](#) and full AC4 variant on a wide range of devices being deployed. EAC3 deployment still dominates but the adoption of [AC-4 \[56\]](#) is growing. MPEG-H has also been deployed in a lesser number of devices, but is required for support in a number of regional deployments such as TV 3.0.



9.3.5. HFR

With the adoption of [HDMI 2.1 \[15\]](#), HFR capabilities on displays have become more commonplace starting in 2022, but less so on devices. The deployment of HFR capability is being driven by gaming device support more than any deployment of HFR video content, which explains the slower growth in devices associated with video services. Gaming is seen as being the key commercial justification for the higher implementation cost of full HDMI 2.1 based support in displays.



10. Decoding and Rendering

This section covers guidelines for implementation of decoding capabilities in the consumer player device, picture processing capability of the consumer display device as well as the interface between the consumer player device and the consumer display device. There are two possible architectures for decoding and rendering in the consumer home: 1) STB decoder connected to a display, and 2) integrated decoder/display.

The extent to which the consumer decoder or display is able to switch between [SDR/BT.709 \[2\]](#) and [PQ10/HLG10 \[5\]](#) content or switch between PQ10 and HLG10 seamlessly is not proven, nor is it specified by any standards. It is recommended that service providers employ conversions as needed to ensure that program content, interstitial material, and graphic overlays (bugs, crawls, etc.) within in a given program are either entirely SDR/BT.709 or entirely PQ10 or entirely HLG10, to the extent possible.

This section addresses equipment that is compatible with Foundation Ultra HD content streams. Note that decoders that support only 8 bits are not considered Foundation Ultra HD decoders. (These were the first generation of “UHD” decoders.)

10.1. Decoding

Foundation Ultra HD consumer decoder devices have the capabilities to:

- Decode HEVC, Main 10 Profile, Level 5.1
- Process video bit depths of 10bit or higher
- Process [BT.2020 \[3\]](#) system colorimetry
- Process PQ transfer characteristics
- Process HLG transfer characteristics
- Process HDR10 content (with or without metadata)
- Decode multi-channel [Dolby AC-3 \[29\]](#), [E-AC-3 \[35\]](#), DTS-HD, HE-AAC and AAC-LC audio
- Decode closed captions and subtitles per [CTA- 608 \[18\]](#) /[708 \[19\]](#), [ETSI 300 743 \[20\]](#), [ETSI 300 472 \[21\]](#), [SCTE-27 \[22\]](#), or [IMSC1 \[23\]](#)
- Ignore enhancement technologies that are layered upon foundation technologies
- For the STB-display architecture, the STB also supports the following:
 - Output Interface – at least [HDMI 2.0a/b \[15\]](#)¹

¹ Note that HLG transfer function requires at least HDMI2.0b output interface



- Optionally able to transmit [ST 2086 \[10\]](#) metadata, MaxCLL, and MaxFALL to the connected display device

10.2. Rendering

The characteristics of Foundation Ultra HD consumer display devices differ significantly from those of professional displays used to grade and master the content. These characteristics include luminance range, color gamut, screen size (smartphone, tablet, TV), and more. In order to compensate for these differences, Foundation Ultra HD consumer display devices are capable of processing incoming Foundation Ultra HD content so that the rendered video reproduces the creative intent as optimally as possible, for example by appropriate color volume transformation of an HDR/WCG video signal to the display panel.

Foundation Ultra HD consumer rendering devices have the capabilities to:

- Process PQ transfer characteristics
- Process HLG transfer characteristics
- Process HDR10 (with or without metadata)
- Process [BT.2020 \[3\]](#) system colorimetry
- Render 60p frame rates
- Render content having 2160p spatial resolution
- Process multi-channel 5.1 channel surround sound
- Optionally able to render Atmos immersive soundtracks delivered by [E-AC-3+JOC \[35\]](#)
- The Display also supports the following:
 - Input Interface – at least [HDMI 2.0a/b \[15\]](#)²
 - Transmission of Extended Display Identification Data (EDID) information including peak and minimum luminance
 - Transmission of supported EOTFs
 - (Optional) Transmission of RGB primaries

10.3. Overlays Inserted at the Consumer Device

Closed captions, subtitles and graphic overlays may be rendered by a STB, a display connected to a STB, or an integrated decoder/display. In the case of the STB-display architecture, it is possible that both the STB and the display are rendering overlays at different times or

² Note that HLG transfer function requires at least HDMI2.0b input interface



simultaneously (e.g., STB rendering an EPG and the display rendering a volume control indicator).

Several specifications regarding closed captioning and subtitles are based on [BT.709 \[2\]](#) system colorimetry and SDR. However the [DVB ETSI EN 300 743 \[20\]](#) allows the subtitle services to provide the CLUT for rendering into WCG and HDR. When overlaying closed captions and/or subtitles onto [BT.2020 \[3\]](#) system colorimetry and HDR video, Foundation Ultra HD decoders should remap RGB values of closed captions and/or subtitles as needed to ensure that color shifts do not occur while mixing two elements having different system colorimetries and/or dynamic ranges.

Similar care should be taken when displaying graphics, EPGs, user interface overlays and so on.

10.4. Considerations for Ultra HD Technologies beyond Foundation Ultra HD

Service delivery has to account for the format support of the decoder/display device through a variety of strategies. Foundation Ultra HD formats are generally supported on all Foundation Ultra HD decoder/displays but deploying additional Ultra HD Technologies may require one or more strategies to ensure continued operation of Foundation Ultra HD decoder/displays. These strategies can be formalized as follows, and it should be noted that each additional Ultra HD technology can make use of one or more of these strategies, which is described in the relevant section of the additional Ultra HD technology:

10.4.1. Simulcast

Sending enhanced Ultra HD technology-based service separately from a Foundation technology-based service where the content of the two streams is essentially identical, which can be used when the enhanced technology-based service offers no backwards compatibility with Foundation Ultra HD decoder/displays

Example: A service that includes an NGA Audio program, and also makes available an alternate audio program using a Foundation, channel-based format, with the correct audio program selected by the client device.



10.4.2. Backward compatibility

The enhanced Ultra HD technology-based service is inherently supported by Foundation decoder/displays, normally with a graceful degradation in experience or functionality on the display.

Example: A Linear Broadcast in HLG10 that is decoded by all displays and rendered by [HDR/BT.2020 \[5\]](#) decoder/displays as HDR and by [SDR/BT.2020 \[3\]](#) decoder/displays as SDR.

10.4.3. Optional Capabilities

The enhanced Ultra HD technology is delivered along with a Foundation Ultra HD based service as an optional component that is not identifiable or usable by a Foundation Ultra HD technology-based device

Example: An SL-HDR2 encoded service, which comprises a PQ10-encoded video in conjunction with [ST.2094-20 \[145\]](#) /[ST-2094-30\[145\]](#) metadata, which an SL-HDR2 capable decoder/display will render fully, and a PQ10 capable decoder/display will render as PQ10 without the enhancement of the dynamic metadata.

10.4.4. Layering

The enhanced Ultra HD technology-based service is delivered alongside a base layer that is Ultra HD Foundation compliant and the decoder/display processes the required combination of layers in a way suited to the its capabilities

Example: Delivery of a backward compatible HFR video that is encoded using a base layer standard frame rate elementary stream and a secondary enhancement layer elementary stream that contains the additional frames to allow an HFR capable decoder/display to re-multiplex the two streams together to render the HFR video. A non-HFR capable decoder/display would identify and render only the base layer standard frame rate video, ignoring the additional frames.



10.4.5. Service Provider Down-conversion

The enhanced Ultra HD technology-based service is converted to a Foundation Ultra HD service, generally with the loss of enhancements

Example: An operator receiving a SL-HDR2 encoded linear service for distribution, undertaking a down conversion to a HLG10 encoded service for distribution.

10.4.6. Device Down-conversion / Up-conversion

The enhanced Ultra HD technology-based service is down converted (or, in the case of Foundation based services on enhanced Ultra HD based devices, up converted) to a format suited for final display, normally with loss of enhancement in down-conversion, or with a simulacrum of an improvement in up-conversion.

Example: An operator distributing an SL-HDR1 encoded service to an STB that can detect the capability of the display via an HDMI interface. The STB applies the SL-HDR1 metadata to supply HDR/BT.2020 to HDR/BT.2020 displays and does not apply the SL-HDR1 metadata to supply SDR/BT.709 displays.



11. Format Interoperability

There are a number of requirements for format interoperability, when considering the needs of broadcasters or service providers working with both Foundation Ultra HD and HD (and even SD) content. One example of this is Backward Compatibility, i.e., the means of delivering a Foundation Ultra HD service to a legacy consumer device, in such a way that it can be viewed at some level of acceptable quality on an SDR/BT.709 display.

Backward compatibility that conveys the full creative and artistic intent of the original Foundation Ultra HD content is not attainable. Foundation Ultra HD gives producers, camera operators, directors, editors, production designers, etc. more creative possibilities. Since legacy screens will not be able to display the full resolution, dynamic range and color gamut of the original production, some of the original creative intent will be lost.

Foundation Ultra HD services are distributed via DTT, OTT or MVPD.

This section addresses Foundation Ultra HD backward compatibility for the installed base of SDR 2160p TVs, both [BT.709 \[2\]](#) and [BT.2020 \[3\]](#) displays. Thus, not all facets of Foundation Ultra HD content are considered for Backward Compatibility in Foundation Ultra HD. Specifically:

- Spatial resolution down-conversion is not in scope; only 2160p-capable decoder/displays for Foundation Ultra HD content are included
- Frame rate down-conversion is not in scope; only 50/60 Hz-capable decoder/displays for Foundation Ultra HD content are included
- HDR and WCG are the primary parameters being considered for Foundation Ultra HD backward compatibility

Backward compatibility for OTT and MVPD services involves either:

- For HLG10:
 - HLG10 technology is designed to produce acceptable results using the same content stream on both HDR and SDR devices, provided that the SDR device can process BT.2020 system colorimetry (nb. not valid for BT.709 only devices). Validation of the quality of the SDR output has been investigated by the EBU, IRT, RAI and Orange Labs (see [EBU Tech Report 038 \[88\]](#)). In the event that the SDR rendering of HLG10 content does not meet an operator's requirements, schemes similar to those proposed for HDR10/PQ10 may be used (see below).



- For HDR10 or PQ10
 - Simulcasting multiple broadcast streams, one in HDR10 or PQ10 and the other in SDR/BT.709 (see [Section 11.2](#)), and/or
 - Using a STB that can decode the Foundation Ultra HD stream and deliver material suitable for an HDR/WCG, HDR/BT.709, or SDR/BT.709 display. In the case of HDR10, the STB may be able to take advantage of the HDR10 static metadata (see [Section 7.2 in the Blue Book \[B01\]](#)), when present, in creating the down-conversion. Ideally, the Foundation Ultra HD STB is capable of serving any of these displays so that when a consumer decides to take advantage of HDR services, only a new display is needed.

Creating a backward compatible version of the content that is acceptably rendered on a 2160p [SDR/BT.709 \[2\]](#) display may take place at various points in the supply chain between production and the display:

- Content producers can generate both HDR/WCG and SDR/BT.709 versions, applying creative intent adjustments to both versions. This results in the highest quality conversion but requires time and resources and both versions must be carried throughout the supply chain. This option may not be practical for Live content workflows.
- Professional equipment can down-convert HDR/WCG to SDR/BT.709 with or without the benefit of creative adjustments. This equipment may be sophisticated and thus may be the best option if automated conversion is necessary.
 - HDR10 static metadata ([Blue Book, Sec 7.2 \[B01\]](#)), when present, may assist this process.
- Consumer equipment (i.e., STB) can down-convert HDR/WCG to SDR/BT.709 without the benefit of creative adjustments. This equipment is likely to be less sophisticated than professional equipment but may be a viable alternative when it is impractical to offer multiple versions of the content to the consumer premises.
 - HDR10 static metadata, when present, may assist this process.

11.1. Legacy Display Devices

In Foundation Ultra HD, the Ultra HD Forum is considering legacy display devices that are connected to the MVPD STB or are receiving a suitable unicast stream from the OTT provider. In the latter case, the OTT provider offers a suitable stream, and it is up to the provider to determine which devices it can support. A STB that can ingest a Foundation Ultra HD 2160p



stream and output a stream that a legacy display device can render is considered. The variety of legacy display devices that a STB can accommodate varies by product as does the quality of the down-conversion.

A backwards compatible distribution solution or STBs capable of down-conversion can address first-generation 2160p SDR televisions, i.e., devices that can render 2160p resolution content with [BT.709 \[2\]](#) or [BT.2020 \[3\]](#) color gamut but only in SDR. In the absence of one of these solutions, a direct IP stream can be used to address HDR TVs, e.g., using an embedded [HTML5 \[32\]](#) or RVU client³ that extracts the received broadcast stream and re-encapsulates it into an IP stream that can be transmitted to a TV via a Local Area IP Network. Note that currently some Ultra HD displays are capable of accepting BT.2020 content, however at this time no direct view display is available that is capable of rendering the full gamut of colors in the BT.2020 system colorimetry. It is assumed that in these cases, the device employs “best effort” color volume transform tailored to its particular display characteristics, and thus these devices are considered BT.2020-compatible for the purpose of this discussion.

11.2. Down-Conversion at the Service Provider

This option may be employed by OTT providers or by MVPDs. With this method, providers offer both Foundation Ultra HD and legacy versions of the service and send the appropriate stream to devices (unicast) or simulcast both streams. In general, providers that use DASH as a transport method may use unicast and providers that use MPEG-2 TS may use simulcast. The variety of legacy devices served is a function of how many different streams a given service provider chooses to make available. This method may require content producers to deliver multiple versions of the content to the service provider and/or utilize professional conversion equipment at the headend (see [Blue Book Section 8 \[B02\]](#)).

The below diagram illustrates this method of backward compatibility.

³ See <https://rvuproject.org/>

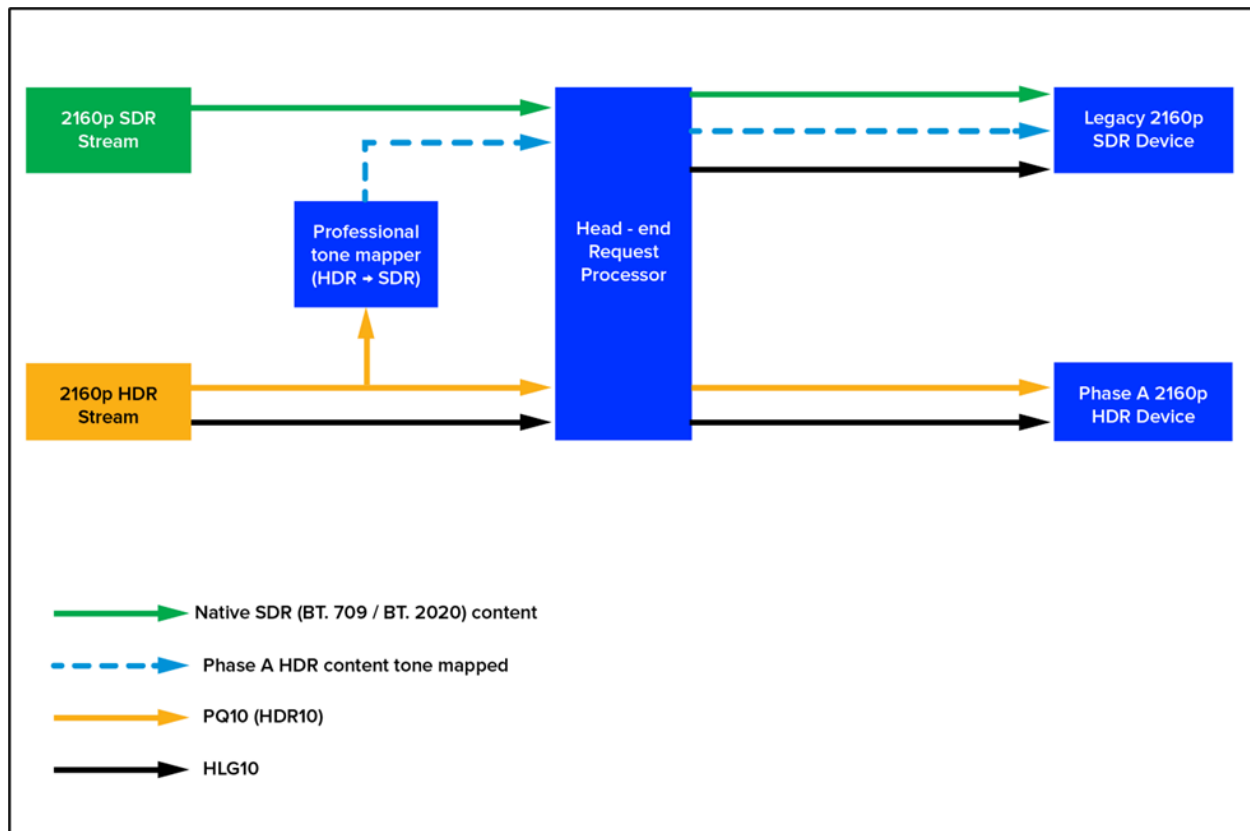


Figure 1. Down-conversion at the Headend

In the above diagram:

1. Operator receives legacy and Foundation Ultra HD content from different content sources.
2. Operator can convert* Foundation Ultra HD streams for legacy 2160p SDR devices.
3. Device requests content from headend based on its capabilities.
4. Headend request processor provides appropriate stream.

*Note that conversion could occur upstream of the headend; i.e., the content producer could provide the operator with both SDR and HDR versions of the content.



11.3. Down-conversion at the STB

This option may be employed in Foundation Ultra HD by MVPDs that prefer not to use the bandwidth required for offering multiple unicast streams, such as via switched digital video technologies, or multiple simulcast streams. In this case, the STB is capable of decoding a Foundation Ultra HD stream and is also capable of down-converting the content. As stated above, there are compromises with down-conversion of Foundation Ultra HD content and service providers should test the quality of the output for acceptability.

Although there is no standardized method of down-converting [BT.2020 \[3\]](#) to [BT.709 \[2\]](#), it is expected that some STBs may have this capability. STBs may also have the capability of down mapping PQ10 or HDR10 to SDR. The diagram below illustrates this method.

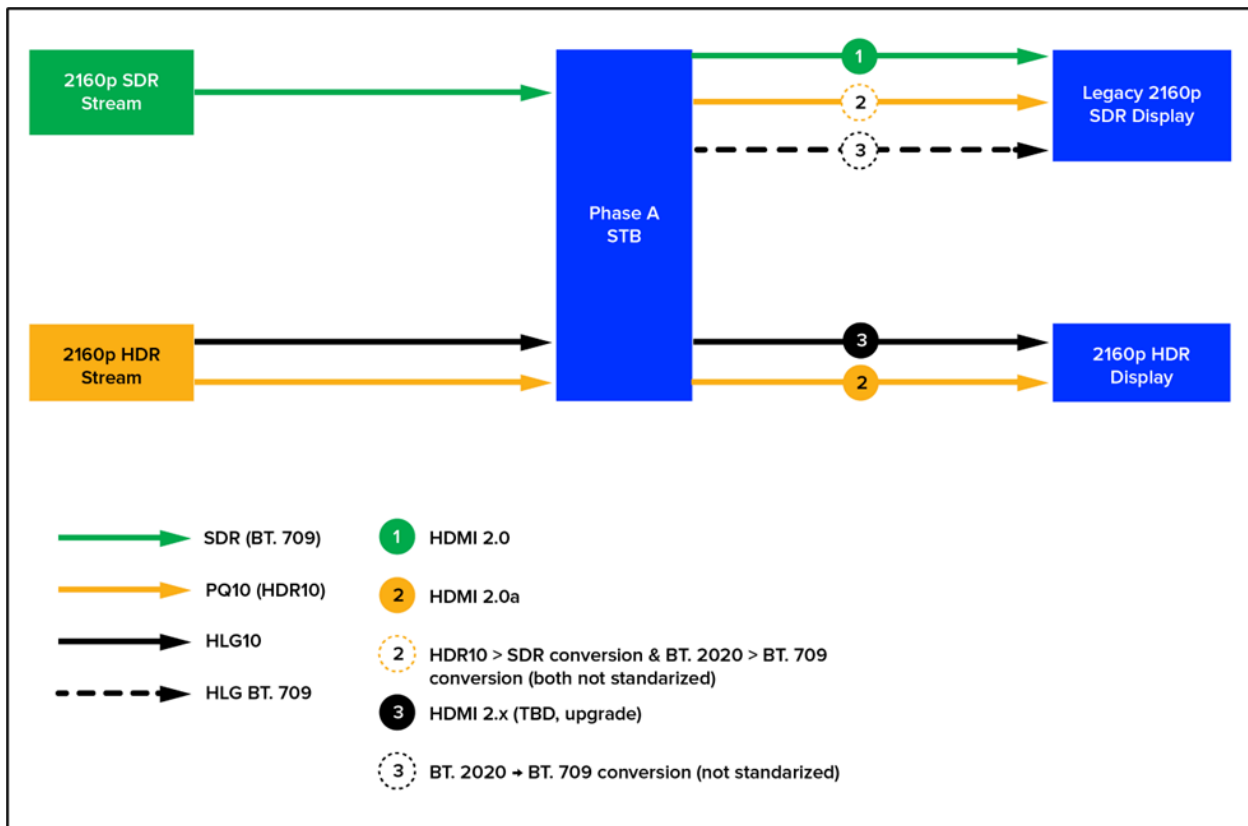


Figure 2. Down-conversion at the STB

Details:



- The Foundation Ultra HD STB supports [HEVC, Main 10 Profile, Level 5.1 \[26\]](#), [BT.2020 \[3\]](#), and HDMI 2.0a and optionally IP output.
- In this example, the legacy 2160p SDR display supports [BT.709 \[2\]](#) but does not support BT.2020.
 - Therefore, in the diagram, the Foundation Ultra HD STB would convert the video from BT.2020 to BT.709 before transmitting it to the legacy 2160p SDR display.
 - Note that some legacy 2160p SDR displays may support BT.2020 and for these displays, a Foundation Ultra HD STB does not need to convert from BT.2020 to BT.709 before transmitting to the TV.

11.4. Spatial Resolution Up-conversion of Legacy Services

This option may be employed in Foundation Ultra HD by MVPDs that prefer not to use the bandwidth required for offering multiple unicast streams, and when Foundation Ultra HD STBs are not be able to convert a Foundation Ultra HD stream to an appropriate format and/or with sufficient quality for display on a legacy 2160p SDR display. Foundation Ultra HD STBs (as well as legacy 2160p SDR displays) are expected to have the capability of upscaling 720p/1080i/1080p SDR channels to 2160p resolutions. This option requires simulcasting; however, the 720p/1080i/1080p SDR stream/service often already exists, e.g., during a transition period. In this case, the legacy 2160p SDR display gets the legacy stream and up-converts the spatial resolution to 2160p. Only the 2160p HDR display gets the Foundation Ultra HD stream. There are compromises with up-conversion of 720p/1080i/1080p content and service providers should test the quality of the output for acceptability.

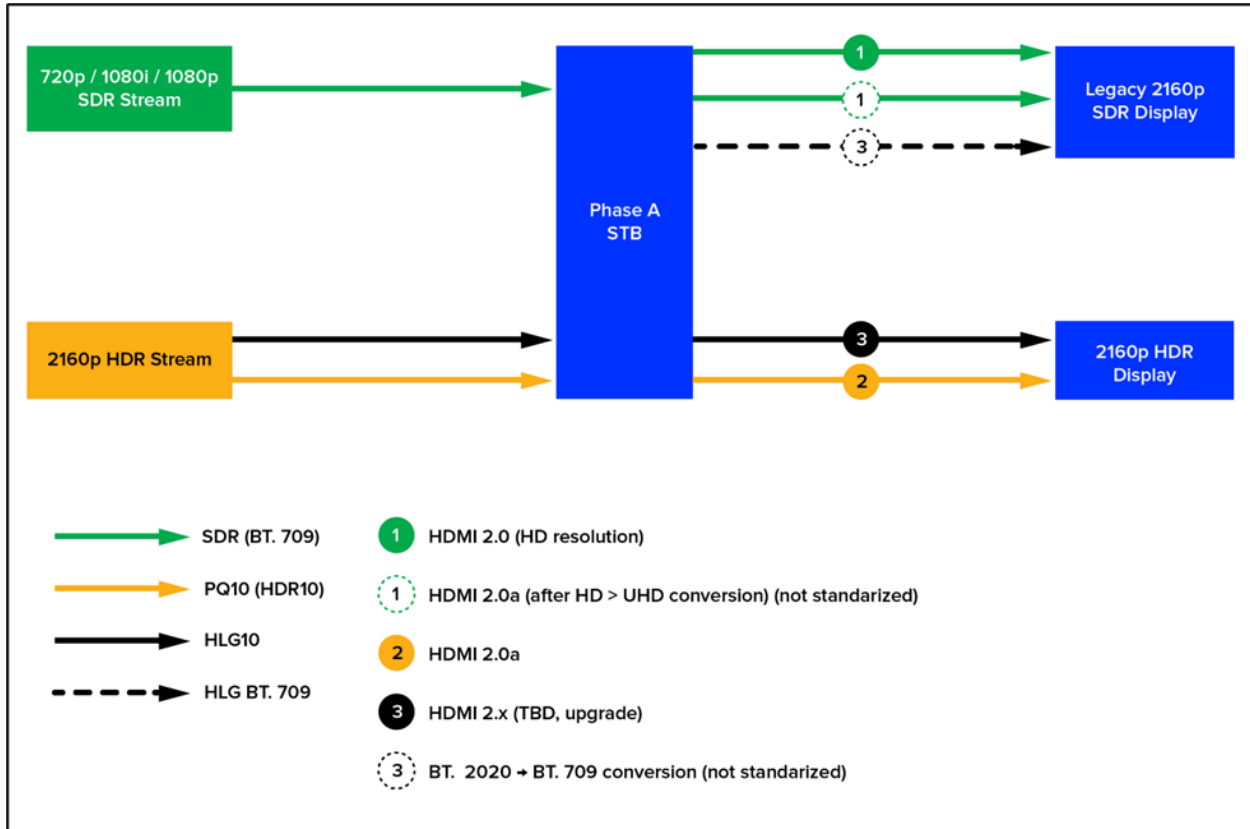


Figure 3. Spatial Resolution Up-conversion of Legacy Services

Details:

- The Foundation Ultra HD STB decodes the 2160p HDR stream when connected to 2160p HDR displays.
- The Foundation Ultra HD STB decodes the 720p/1080i/1080p SDR stream when connected to legacy 2160p SDR displays. The STB can either transmit the decoded 720p/1080i/1080p SDR video or convert the 720p/1080i/1080p SDR video to 2160p SDR video before transmitting it to the legacy 2160p SDR display.
- Note that SDR to HDR conversion, if needed, is best performed in the display device rather than in the decoder device.



11.5. Interoperability of Atmos Immersive Audio

For emission of Atmos Channel-based or Object-based Immersive Audio, an E-AC-3+JOC encoder with [ETSI TS 103 420 \[35\]](#) functionality is required. Internally, the encoder will create a backward compatible 5.1 channel version rendered from the 7.1.4 (or 7.1.2 or 5.1.2 or 5.1.4) input. This 5.1 channel render is E-AC-3 coded as normal and information about the render, as described in ETSI TS 103 420, is also carried. Legacy E-AC-3 decoders will reproduce the backward compatible base surround program while advanced E-AC-3 decoders, compliant with ETSI TS 103 420 will reproduce the full 7.1.4 (or 7.1.2 or 5.1.2 or 5.1.4) immersive audio program.

11.6. Considerations for Ultra HD Technologies beyond Foundation Ultra HD

Foundation Ultra HD service formats can be rendered by Foundation Ultra HD decoder/displays, as well as by decoder/displays that offer additional Ultra HD Technology capabilities.

When deploying services that make use of additional Ultra HD Technologies (beyond Foundation Ultra HD) care needs to be taken to ensure that all devices are supported using one or more of the strategy approaches described in [Section 10.4.](#). The selection of the strategy being selected depends upon the nature of the additional Ultra HD technology and the characteristics of the service that the provider wishes to deploy.

12. Real World Device Capabilities

There are quite a number of different edge devices as detailed in [Section 8.1.](#) of this document. It is important to consider what each of these devices does and how they can influence the processing of Ultra HD video standalone and in combination with the edge devices that they also connect to. There are a large number of different devices both Operator and Retail, and we currently reproduce only a small number of real world devices as examples of capability.

This is described in this section and will be further expanded upon in future editions of this document.



12.1. Examples of TV Set Capabilities

Referring to the TV manufacturers' description of HDR support on their own web sites (beware, this is region dependent, as different SW are available in Americas, Europe & Asia in general)

Table 3. TV Set Capabilities

Brand	Reference		Support
Sony	https://www.sony.com/electronics/support/articles/00161421	UHD and HD models support HDR from 2017 onwards	HDR10, HLG, DV
LG	https://www.lg.com/us/experience-tvs/hdr/what-is-hdr	All 2017 and later UHD and HD models with HDR also support HDR.	HDR10, HLG, DV, SL-HDR1
Vizio	https://support.vizio.com/s/article/HD-R-High-Dynamic-Range?language=en_US	Some 2016 models and all 2017 and later UHD models support HDR.	HDR10, HLG, DV
Samsung	https://www.samsung.com/global/tv/blog/what-is-hdr-and-why-is-it-the-future-of-4k-tv/	Mid-2016 and later VIZIO SmartCast UHD HDR TVs (P, M, E series) support HLG.	HDR10, HLG, HDR10+
Roku TV (Hisense TCL, etc)	https://support.roku.com/article/115007289948-what-is-hdr-	All TCL 4K TVs after 2018 support HDR.	HDR10, (some) DV



12.2. Examples of Retail STB Capabilities

Referring to the retail manufacturers' description of HDR support on their own web sites. Note the HDR supported is on the 2020 models onward, however different capabilities are offered over the model years and there is no documentation on the backward compatibility of older devices, thus one has to test if earlier models support the HDR modes.

Table 4. Example Retail STB Capabilities

Type	Device	Support HDR	Reference
Amazon Fire	<i>Fire TV Edition 4K</i>	DV ¹ , HDR10, HDR10+, HLG	https://developer.amazon.com/docs/fire-tv/device-specifications-fire-tv-stick.html?v=ftvstick4k
Amazon Fire	<i>Fire TV Cube</i>	DV ¹ , HDR10, HLG	https://developer.amazon.com/docs/fire-tv/device-specifications-fire-tv-cube.html?v=ftvcubegen2
Android TV	Chromecast w/Google TV Nvidia Shield TV	HDR10, HDR10+, DV HDR10, DV	https://en.wikipedia.org/wiki/Chromecast#Chromecast_with_Google_TV https://en.wikipedia.org/wiki/Nvidia_Shield_TV
Apple TV ⁽²⁾	Apple 4K	DV ¹ , HDR10, HLG1	https://support.apple.com/en-us/HT208074
Roku 4K	Roku 4K	DV ¹ , HDR10, HLG10,	https://www.roku.com/products/roku-tv/picture-quality
Chromecast	Ultra	DV ¹ , HDR10, HLG1	https://developers.google.com/cast/docs/media

Table 4 Notes:

(1) DV= Dolby Vision

(2) As of this publication, Apple TV devices support HLG10 HDR up to 2160p/60 although this does not get exposed by applications.



Table 5. Example Retail STB HDR Support

Device	Max Res.	Max Framerate	HDR	Video Codec	Video Signaling	Audio Codec ⁴	Packaging
<i>FireTV Edition 4K</i>	2160	24/59.94	DV, HDR10, HDR10+, HLG	HEVC	SEI ⁽²⁾	E-AC-3 w/JoC (Atmos)	HLS/DASH
<i>FireTV Cube</i>	2160	60	DV HDR10	HEVC	SEI	E-AC-3 w/JoC (Atmos)	HLS/DASH
FireStick 4K	2160	60	DV HDR10	HEVC	SEI	E-AC-3 w/JoC (Atmos)	HLS/DASH
Android TV STB	2160	24/59.94	HDR10, HLG	HEVC	SEI		HLS/DASH
AppleTV 4K ⁽¹⁾	2160	24/59.94	DV HDR10, HLG	HEVC	SEI	E-AC-3 w/JoC (Atmos)	HLS/DASH
Roku 4K	2160	24/59.94	DV HDR10, HLG	HEVC	SEI	E-AC-3 w/JoC (Atmos)	HLS/DASH



Device	Max Res.	Max Framerate	HDR	Video Codec	Video Signaling	Audio Codec ⁴	Packaging
Chromecast Ultra	2160	24/59.94	DV, HDR10,	HEVC	SEI		HLS/DASH
Nvidia TV Shield	2160	60	DV, HDR10,	HEVC	SEI	E-AC-3 w/JoC (Atmos)	HLS/DASH
Nvidia TV Shield Pro	2160	60	DV, HDR10,	HEVC	SEI	E-AC-3 w/JoC (Atmos)	DASH
Xbox One X	2160	60	DV, HDR10,	HEVC	SEI	E-AC-3 w/JoC (Atmos)	DASH
Xbox One S	2160	60	DV, HDR10,	HEVC	SEI	E-AC-3 w/JoC (Atmos)	DASH

Table 5 Notes:

- (1) Currently, Apple TV devices support HDR up to 2160p60fps using HLG10.
- (2) HLG requires a VUI message for some backward compatibility modes
- (3) ISO/IEC 14496-15 - Carriage of network abstraction layer (NAL) unit structured video in the [ISO base media file format \[28\]](#)
- (4) Audio codecs beyond legacy stereo and multichannel codecs (ie, AC-3, AAC, HE-AAC, DTS-HD)



13. Real World Foundation Ultra HD Deployments

This section describes several “real world” use cases of Foundation Ultra HD deployments. The Ultra HD Forum gratefully acknowledges the many organizations that contributed their experiences to this document.

13.1. CBS and DirecTV Major Golf Tournament

Thanks to CBS and DirecTV for providing this information to the Ultra HD Forum about this workflow.

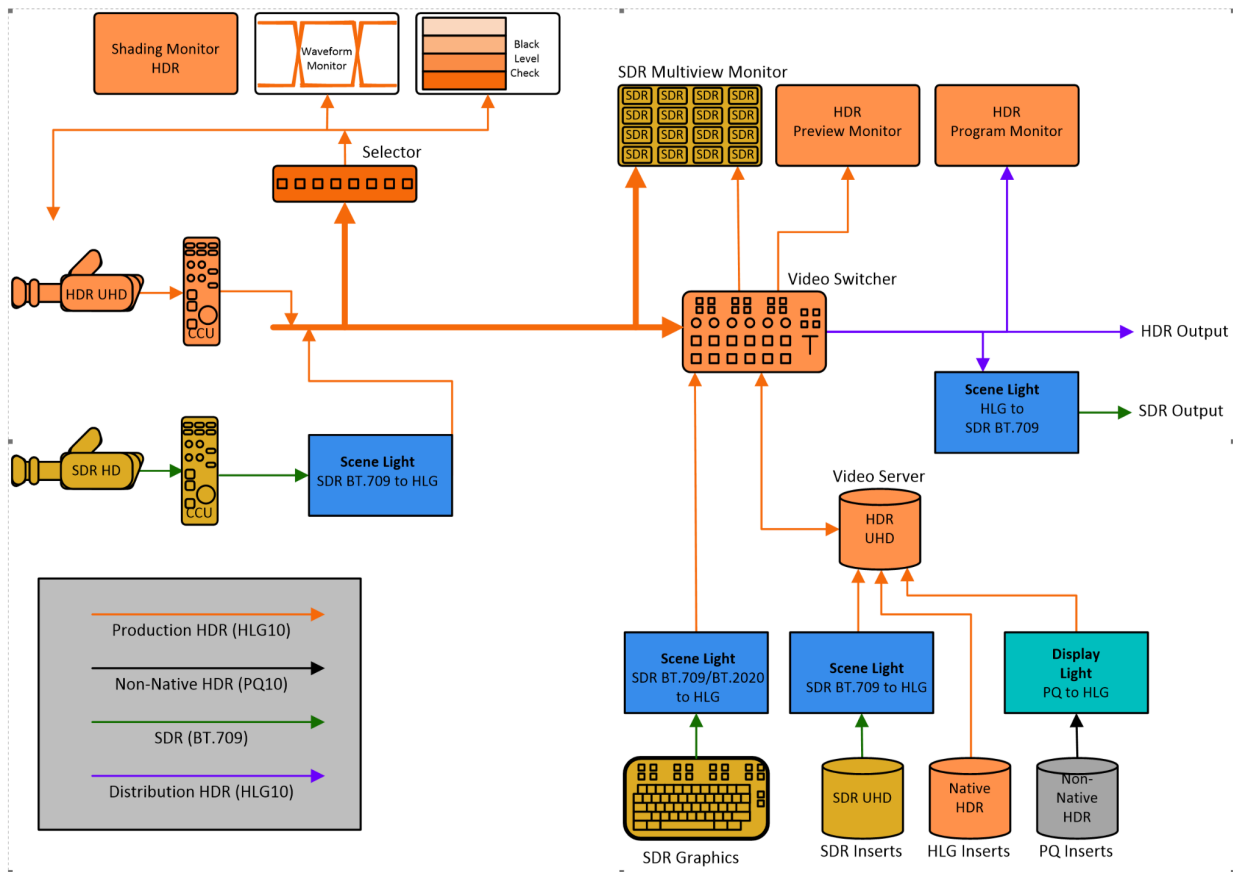


Figure 4. CBS and DirecTV Major Golf Tournament



For the production illustrated in this diagram, five holes of a golf course were captured in 4K HDR using Sony 4300 cameras operating in [BT.2100 \[5\]](#) HLG mode. HDR content is mastered at 1,000 cd/m², with [BT.2020 \[3\]](#) color.

The remaining elements of production were captured in SDR.

The video server shown in the lower right of the diagram is used for replays and for inserting motion graphic elements. SDR interstitials and SDR graphics are inserted in a “Scene light” manner and switched through the Video Switcher. Graphics, legacy SDR inserts and interstitials are native SDR and are converted to HDR with 100% SDR mapped to approximately 75% HLG. There is no highlight expansion of SDR sources.

An SDR version of the program is created as is shown in the “SDR Output” source on the right side of the diagram.



13.2. Amazon Major Parade

Thanks to Amazon for providing information to the Ultra HD Forum about this workflow.

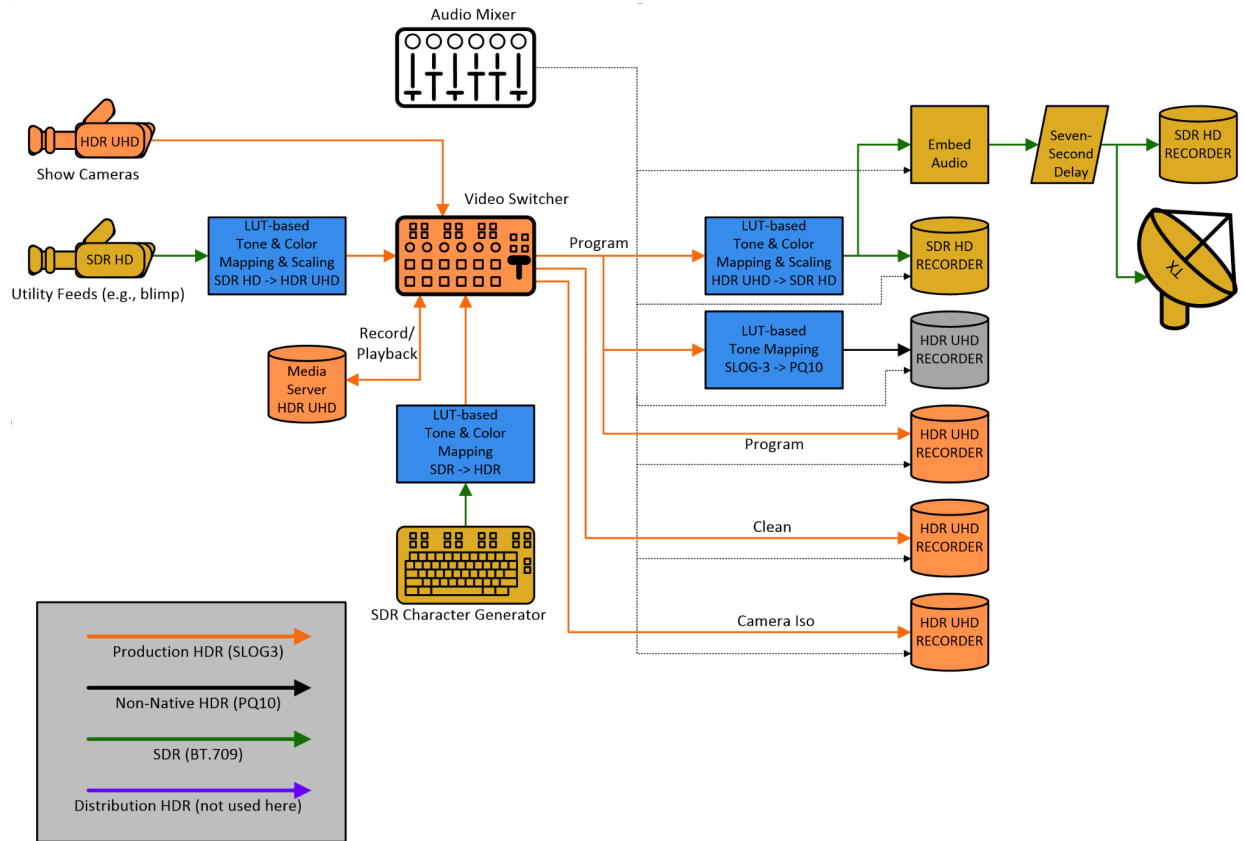


Figure 5. Amazon Major Parade Workflow



13.3. NBCUniversal Olympics and 2018 World Cup

Thanks to NBC Universal (NBCU) for providing information to the Ultra HD Forum about their “production HDR” to “PQ Distribution HDR” for linear (live) and VOD workflows.

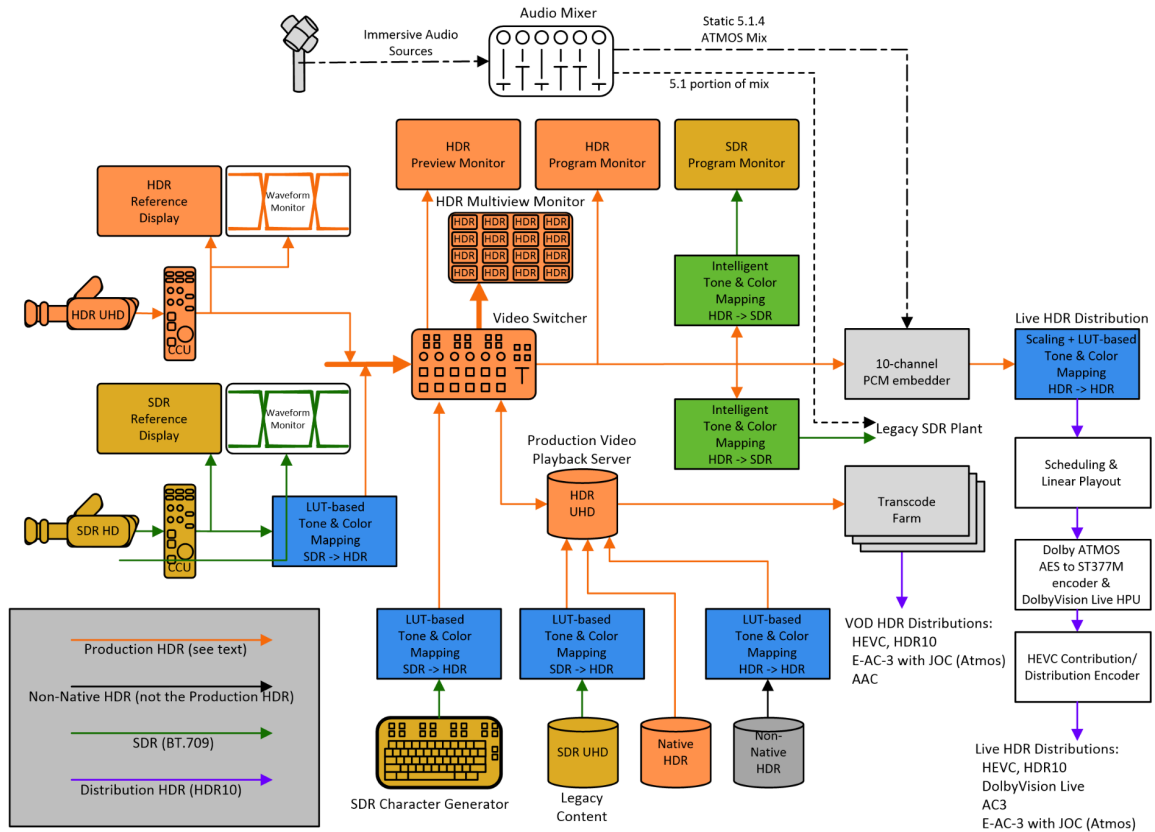


Figure 6. NBCU Olympics and 2018 World Cup UHD Workflow

This workflow includes three different production formats: S-Log3 Live, HLG, and PQ. NBCU chose PQ as a final distribution format, and converted all other formats, including SDR, to this



common production format. The Pyeongchang Olympics were captured in HLG and the World Cup was captured in S-Log⁴ Live.

NBCU has strong preference for PQ as the distribution format, citing that PQ ensures consistency in terms of final delivery that preserves artistic intent and quality. NBCU has found HLG and S-Log3 provides a good basis for conversion to PQ. BT.2020 color is used with PQ.

For shading, NBCU chose a starting point of diffuse white at 200-230 cd/m² and then balances SDR and HDR for the best tonal range.

⁴ Sony digital cinema video format,
https://pro.sony/ue_US/technology/s-log
<https://www.sony.com/electronics/support/articles/00145908>



13.4. Sky UK/BBC Royal Wedding and Major Tennis Tournament

This section describes a workflow used in 2018 that has been superseded. It helped with development of the single-master HDR/SDR workflow that is now in common use, as described in section 7.2 of Report ITU-R BT.2408 [8].

Thanks to Sky UK for providing information to the Ultra HD Forum about their distribution of the Royal Wedding in the UK in 4K resolution, a joint UHD production between Sky UK and the BBC.⁵

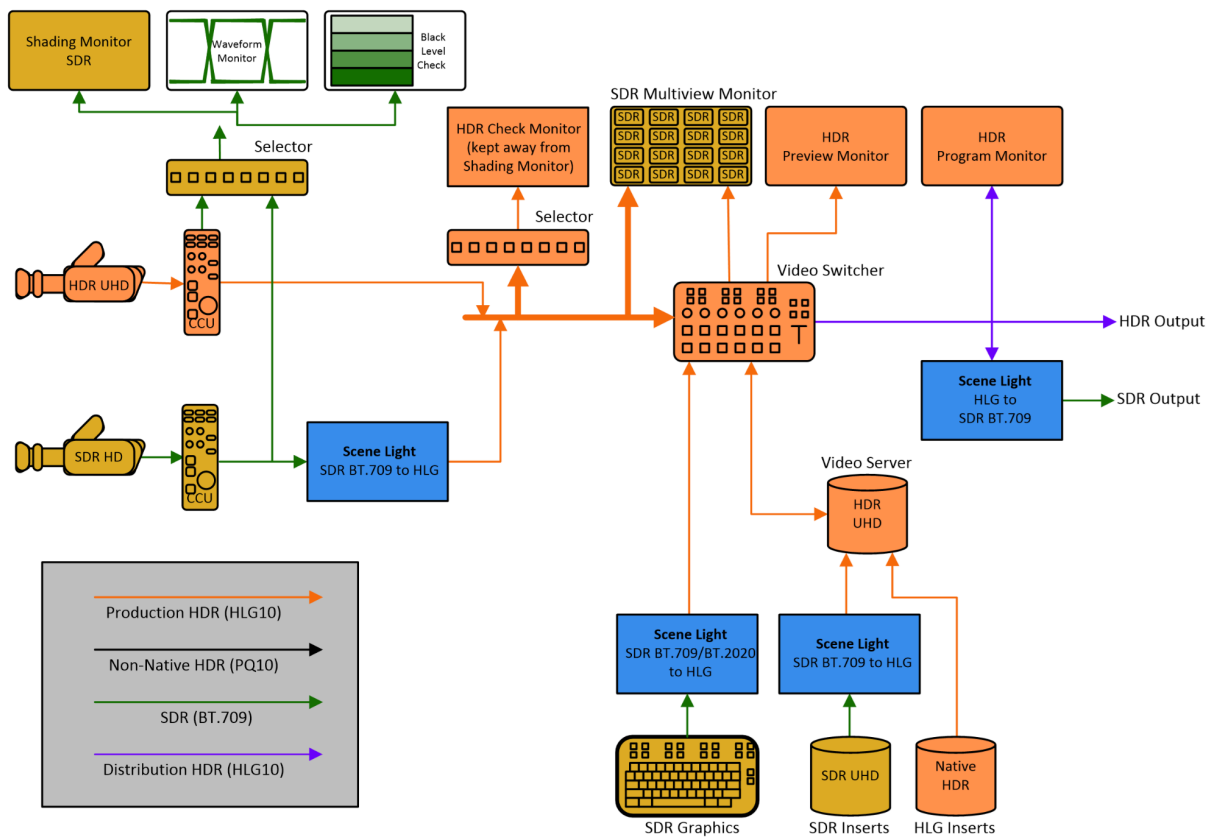


Figure 7. Sky UK/BBC Royal Wedding and Major Tennis Tournament Workflow

⁵ See <https://news.sky.com/story/world-first-for-sky-news-royal-wedding-coverage-11355412> for additional details.



Although the BBC captured their portion of the content in wide color gamut [BT.2100 \[5\]](#) HLG HDR, the main delivery for this event was HD in [SDR/709 \[2\]](#) with Sky UK distributing UHD SDR/709 in the UK. The use of a single production workflow was necessary and SDR/709 the prime delivery but maintaining the capability to capture the wedding chapel in HDR was a key desire. Sky UK worked with the BBC to convert BT.2100 HLG to SDR/709 for the main Sky UK 4K and HD distribution feed. Numerous tests and trials were conducted in advance to ensure the conversion LUT was working satisfactorily across all colors and luminances. The initial “technically” correct LUTs followed the Macbeth chart closely, but when the color volumes were pushed by adding shiny saturated colored surfaces and glare (using a custom-built test chart), the chroma matching to SDR-matrixed cameras strayed. This had to be addressed due to the highly saturated nature of the fabric of the guards’ uniforms and other elements of the event that were expected to challenge the BT.709 capabilities⁶.

Sky UK notes that while there were challenges, the event was a good experience and a big step toward having a single live production using both UHD HLG HDR camera outputs and SDR/709 cut seamlessly together delivering both HDR and SDR, UHD and HD.

A similar workflow was adopted by NEP for their Centre Court coverage of the Wimbledon 2018 tennis championships⁷. This time, however, a mixture of HLG HDR and SDR/BT.709 specialist cameras were used. In order to ensure a good color match between HDR and SDR cameras, “scene-light” conversions were utilized and the signal “clippers” on the SDR cameras relaxed to EBU R103 levels (-5%/+105%) to extend their effective color gamut.

⁶ See also: <https://www.nepgroup.co.uk/post/the-royal-wedding-in-high-dynamic-range> and <https://www.bbc.co.uk/rd/blog/2018-05-ultra-high-definition-dynamic-range-royal-wedding-uhd-hdr>

⁷ See also: <https://www.nepgroup.co.uk/post/live-from-wimbledon-host-broadcaster-pacing-like-an-expectant-father-as-coverage-goes-in-house-for-the-first-time>



13.5. BBC 2019 Football Association Challenge Cup

The BBC's 2018 live UHD HDR productions used parallel UHD HDR and HD SDR workflows, to minimize the risk of compromising the picture quality for HD SDR viewers. However, their joint coverage of the 2018 Royal Wedding with Sky UK (see [Section 13.4](#)) proved that format conversion technology had matured sufficiently to allow a high quality SDR signal to be derived from a single HLG HDR production workflow, greatly simplifying the production and reducing costs.

So, for the BBC's coverage of the FA Cup quarter finals, semi-finals and final, the BBC adopted a single UHD HLG HDR workflow to feed both their domestic UHD HDR and HD SDR distribution, as well as to provide UHD and HD SDR signals to other rights holders. The simplified production architecture is illustrated in [Figure 8](#).

Football is one of the most technically challenging sports to produce, making extensive use of specialist cameras and sophisticated graphics for ball-tracking and AR (augmented reality). The complexity of the BBC's production increased through each round of the tournament. By the time of the final the BBC's coverage was spread across two OB trucks controlling 41 cameras. It included six super-slo mo cameras, four RF cameras, a Spidercam, a helicopter camera (helicam), polecams and robotic cameras (robocams). One truck provided the match coverage, and the other "presentation" truck provided the BBC's domestic output, which included a local presentation studio.

The native displayed color of objects within a scene is different for each production format as they utilize different end-to-end opto-optical transfer functions (OOTFs) and color primaries. So, with such a complex mix of sources, it is important to use the correct type of HDR/SDR format conversion to achieve a good color match:

"Scene-light" conversions based on the light falling on a camera sensor, should be used for matching camera sources. They are calculated using cameras OETFs and their inverse.



“Display-light” conversions based on the light reproduced by a reference display, should be used for graphics and graded content. They are calculated using display EOTFs and their inverse.

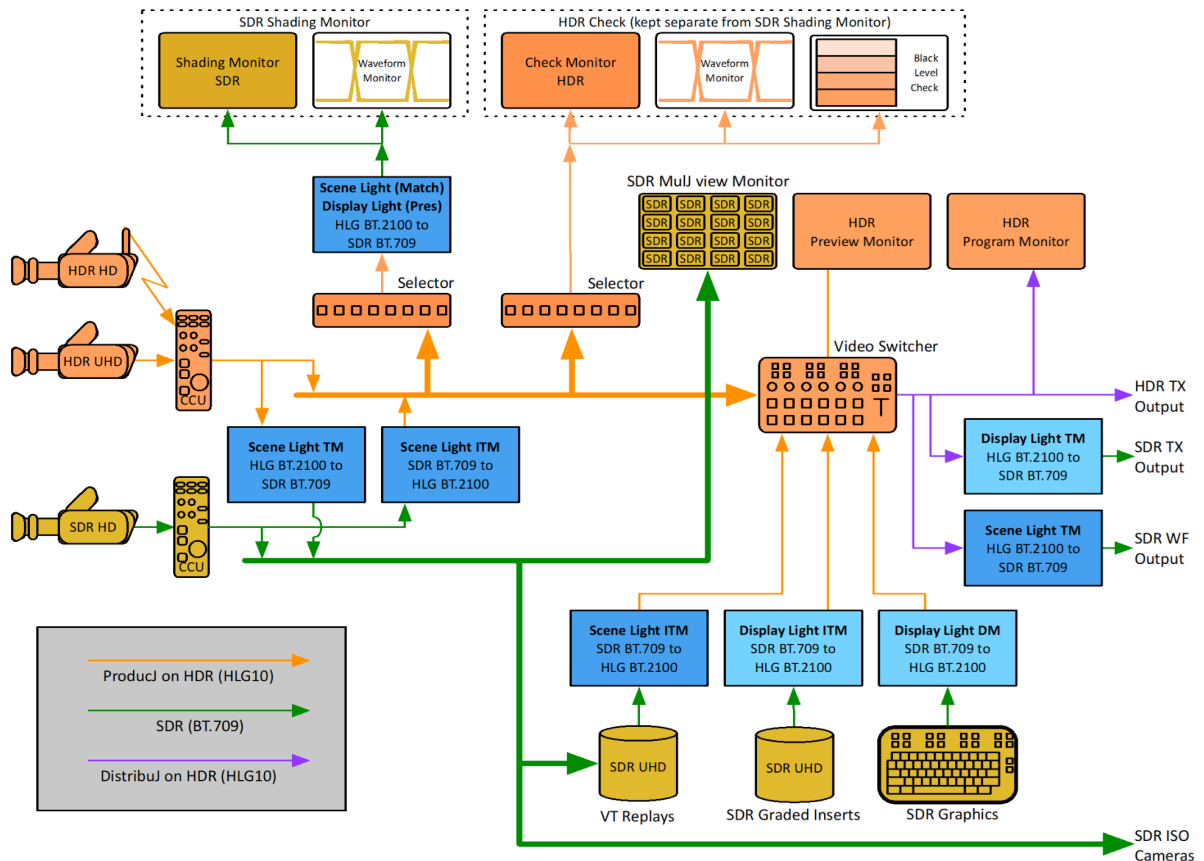


Figure 8. BBC 2019 Football Association Challenge Cup Workflow

More details of the recommended conversions for different signal sources can be found in the ITU report BT.2408 “Guidance for operational practices in HDR television production” [8].

Whilst the main cameras (including RF and heliCam) were operating in HLG HDR, the super-sloMo and specialist cameras could only operate in SDR BT.709. So “scene-light” conversions were used to convert the SDR camera outputs to HLG HDR, thereby providing a good color match with native HLG HDR cameras. A small “boost” was applied to the SDR camera highlights (known as inverse tone mapping (ITM) or “up-mapping”) to better match the appearance of the native HDR cameras.



The “VT” area (record/edit/playback) providing action replays and pre-prepared program inserts, was also limited to 8-bit SDR, and every single camera was made available to other broadcasters in SDR (shown as SDR ISO feeds in [Figure 8](#)). So a “scene-light” conversion was used to convert the HLG HDR camera outputs to SDR BT.709, thereby providing a signal with a good color match to the native SDR cameras covering the event. Highlights from the HDR cameras were compressed using a “knee” type function (known as tone mapping (TM) or “down-mapping”) as part of the conversion to SDR. This not only improved the SDR picture quality, but reduced the “round-trip” losses when converting back to HDR for re-insertion into the program on the “VT” output.

In addition to the UHD HDR output, the BBC provided two different SDR program feeds:

- a “clean” (i.e. without graphics) “World-Feed” as a scene-light conversion from HLG to BT.709, to match the camera ISO feeds (SDR) and the SDR cameras of other broadcasters;
- a “dirty” (i.e. with graphics) BBC transmission output as a display-light conversion from HLG to BT.709, thereby ensuring identical colored graphics in the BBC’s HDR and SDR programs.

To ensure the highest quality SDR output, the cameras were shaded using an SDR monitor, fed from the HLG signals using the same converters that provided the SDR program outputs. For operational reasons, cameras shaded in the “match” truck used the same scene-light conversion as the SDR “World Feed”. Cameras shaded in the “presentation” truck used the same display-light conversion as the BBC’s SDR transmission feed. In theory either could have been used. They differed slightly in terms of color saturation and shadow detail, but were both within the usual artistic tolerances for SDR football.

Program graphics were generated in SDR and converted to HLG using a display-light “direct mapping” conversion i.e. without boosting of highlights. The display-light conversion ensured that the graphics colors were maintained across both BBC outputs, and matched those of a conventional SDR production.



14. References

- [2] Recommendation ITU-R BT.709-6:2015, “Parameter values for the HDTV standards for production and international programme exchange”, July 2015, <https://www.itu.int/rec/R-REC-BT.709-6-201506-l/en>
- [3] Recommendation ITU-R BT.2020:2015, “Parameter values for ultra-high definition television systems for production and international programme exchange”, Oct 2015, <ec/R-REC-BT.2020-2-201510-l/en>
- [5] Recommendation ITU-R BT.2100, “Image parameter values for high dynamic range television for use in production and international programme exchange”, July 2018, <http://www.itu.int/rec/R-REC-BT.2100>
- [8] Recommendation ITU-R BT.2408-5:2022, “Operational Practices in HDR Television Production”, Mar 2022, <https://www.itu.int/pub/R-REP-BT.2408-5-2022>
- [10] SMPTE ST 2086:2018, “Mastering Display Color Volume Metadata Supporting High Luminance and Wide Color Gamut Images”, April 2018, <https://ieeexplore.ieee.org/document/8353899>
- [15] HDMI 2.1 specification(note: Specification available to Adopters only) https://www.hdmi.org/spec/hdmi2_1
- [18] CTA-608-E S-2019, “Line 21 Data Services”, Dec 2019, <https://shop.cta.tech/products/line-21-data-services#:~:text=ANSI%2FCTA%2D608%2DE%20S%2D2019%20is%20a.of%20the%20NTSC%20video%20signal.>
- [19] ANSI/CTA-708-E S-2023, “Digital Television (DTV) Closed Captioning”, Aug 2013, <https://shop.cta.tech/products/digital-television-dtv-closed-captioning>
- [20] ETSI 300 743, “Digital Video Broadcasting (DVB); Subtitling systems”, v1.3.6, Nov 2006, http://www.etsi.org/deliver/etsi_en/300700_300799/300743/01.03.01_60/en_300743v01_0301p.pdf
- [21] ETSI 300 472, “Digital Video Broadcasting (DVB); Specification for conveying ITU-R System B Teletext in DVB bitstreams”, v1.3.1, May 2003,



-
- http://www.etsi.org/deliver/etsi_en/300400_300499/300472/01.03.01_60/en_300472v010301p.pdf
- [22] ANSI/SCTE-27 2016 (R2021), “Subtitling Methods for Broadcast Cable”, 2021,
https://wagtail-prod-storage.s3.amazonaws.com/documents/ANSI_SCTE_27_2016_R2021.pdf
- [23] W3C Recommendation: “TTML Text and Image Profiles for Internet Media Subtitles and Captions (IMSC1)”, v1.01, April 2018,
<https://www.w3.org/TR/ttml-imsc1.0.1/>
- [26] ISO/IEC: Doc. ISO/IEC 23008-2:2020 “Information technology -- High efficiency coding and media delivery in heterogeneous environments -- Part 2: High efficiency video coding”, Aug 2020,
<https://www.iso.org/standard/75484.html>
- [28] ISO/IEC 14496-12:20120, “Information technology—Coding of audio-visual objects—Part 12: ISO base media file format”, Dec 2020,
<https://www.iso.org/standard/74428.html>
- [29] ETSI 102 366 v1.4.1 (2017-09), “Digital Audio Compression (AC-3, Enhanced AC-3) Standard”, Sept 2009,
https://www.etsi.org/deliver/etsi_ts/102300_102399/102366/01.04.01_60/ts_102366v010401p.pdf
- [32] W3C: “HTML5, A vocabulary and associated APIs for HTML and XHTML”
<https://www.w3.org/TR/html5/>
- [35] ETSI TS 103 420 v1.2.1 (2018-10), “Object-based audio coding for Enhanced AC-3 (E-AC-3)”.
https://www.etsi.org/deliver/etsi_ts/103400_103499/103420/01.02.01_60/ts_103420v010201p.pdf
- [56] ATSC: A/342-2:2022-03, “AC-4 System”, March 2022,
<https://prdatsc.wpenginepowered.com/wp-content/uploads/2022/04/A342-2-2022-03-AC4-System.pdf>



- [86] SMPTE ST 2094-10:2016, “Dynamic Metadata for Color Volume Transform – Application #1”, June 13, 2016, <http://ieeexplore.ieee.org/servlet/opac?punumber=7513368>
- [88] EBU Tech Report 038, March 2017, “Subjective evaluation of HLG for HDR and SDR distribution” <https://tech.ebu.ch/publications/tr038>
- [145] SMPTE ST 2094-20:2016, SMPTE Standard-Dynamic Metadata for Color Volume Transform-Application #2, July 2016
<https://ieeexplore.ieee.org/servlet/opac?punumber=7523879>
- [146] SMPTE ST 2094-30:2016, SMPTE Standard-Dynamic Metadata for Color Volume Transform-Application #3, July 2016,
<https://ieeexplore.ieee.org/servlet/opac?punumber=7523876>
- [Y] **Yellow Book** – Beyond Foundational Technologies
- [Y01] Section 7.1, HDR w/Dynamic Metadata
- [Y02] Section 7.1.3, Dual Layer (SL-HDR 1 and SL-HDR 2)
- [G] **Green Book** – UHD Distribution
- [G01] Table 11, STB HDR/SDR Modes
- [B] **Blue Book** - Ultra HD Production and Post Production
- [B01] Section 7.2, Static HDR Metadata-SMPTE ST 2086, MaxFALL, MaxCLL
- [B02] Section 8, Conversions Between Transfer Functions
- [I] **Indigo Book** – Ultra HD Technology Implementations
- [I01] Section 12.2.4, Brazil Adopts TV 3.0



(End of Violet Book)